

DESCRIPTION

Micro-Aire® duct board is produced from strong glass fibers, bonded with a thermosetting resin. The airstream side of Micro-Aire duct board features a black fiber glass mat, which minimizes visibility of the duct system at supply air and return air outlets while providing excellent durability in high-velocity conditions. The exterior surface features a fire-resistant foil-scrim-kraft facing extending the full width of the male edge to serve as an integral closure flap for section joints. Micro-Aire duct board is molded with double-density, male/female edges for secure connections.

USES

Micro-Aire duct board is ideal for fabrication into rectangular ductwork for use in heating, ventilating and air-conditioning systems in new commercial or residential construction, or for renovating older sheet metal systems.

STORAGE

Micro-Aire duct board should be kept clean and dry during storage, transport, fabrication, installation, and system operation.

GENERAL PROPERTIES

Operating temperature (max.) – ASTM C411	250°F (121°C)
Air velocity (max.) – ASTM C1071	5000 fpm (25.4 m/sec.)
Internal pressure (max.) – UL 181	2" w.c. (498 Pa)
Fungi resistance – ASTM C1338	Does not breed or promote
Fungi resistance – ASTM G21	No growth
Water vapor transmission – ASTM E96	< 0.02 Perms
Water vapor sorption – ASTM C1104	< 5% by weight

STANDARD THICKNESSES AND PACKAGING

To facilitate cost-effective fabrication and installation, Micro-Aire duct board is available in cartons or on pallets in several size configurations. (1½" [38 mm] and 2" [51 mm] thickness available as Type 800 only.)

Size		Thickness	
in	mm	in	mm
48 x 96	1219 x 2438	1, 1½, 2	25, 38, 51
48 x 120	1219 x 3048	1, 1½, 2	25, 38, 51
96 x 120*	2438 x 3048*	1, 1½	25, 38

*Wide Board™ available on pallets only. Please reference Purchase Guide for more information.

SURFACE BURNING CHARACTERISTICS


Micro-Aire meets the Surface Burning Characteristics and Limited Combustibility of the following standards:

- Standard/Test Method
- ASTM E84
- UL 723
- NFPA 90A and 90B
- Canada: CAN/ULC S102

Maximum Flame Spread Index	25
Maximum Smoke Developed Index	50

SPECIFICATION COMPLIANCE

- UL 181 Class 1 Rigid Air Duct Listed
- ICC Compliant
- MEA# 237-86-M
- Universal Building Code (UBC)
- International Mechanical Code (IMC)
- Canada: CGSB 51.10-92 and CAN/ULC-S110M



ADVANTAGES

Durable Airstream Surface. Micro-Aire exhibits superior toughness compared to standard fiber glass duct board. It provides increased resistance to damage that can occur from in-shop handling, fabrication, jobsite shipping and installation.

Low Resistance to Air Flow. Micro-Aire duct board has a smooth interior surface that offers minimal resistance to air flow. Air friction data is available from your Johns Manville representative by requesting AHS-165.

Quiet Operation. Fabricated Micro-Aire duct systems noticeably decrease the audibility of crosstalk, equipment noise, and eliminate the sounds associated with the expansion and contraction of sheet metal duct systems.

Will Not Support Microbial Growth. The airstream surface of Micro-Aire duct board is treated with an antimicrobial agent specifically registered with the EPA for HVAC applications to resist potential growth of fungus or bacteria on the airstream surface.

Micro-Aire duct board passes UL 181 mold growth resistance testing. Tests were conducted in accordance with ASTM C1338 and ASTM G21 (fungi testing). Detailed information is available in Johns Manville fact sheet HSE-103FS.

Note: As with any type of surface, microbial growth may occur in accumulated duct system dirt, given certain conditions. This risk is minimized with proper design, filtration, maintenance and operation of the HVAC system.

Cleanability. If cleaning is necessary, the airstream surface may be cleaned using standard industry-recognized dry methods. See the North American Insulation Manufacturers Association (NAIMA) "Cleaning Fibrous Glass Insulated Air Duct Systems."

"Friendlier Feel!" The smooth mat facing creates a friendlier surface for fabrication and installation, and reduces exposure to normal construction dust.

Shipped With E³ Pallet™ Technology: The E³ Pallet™ is designed to simplify repurposing our 4x8' and 4x10' pallets into more functional, 48x48" and 48x40" pallets (respectively).



See instructions on page 3.

FLEXURAL RIGIDITY

Micro-Aire duct board is available in stiffness values of 475 and 800 EI. The stiffness or flexural rigidity is the product of Young's Modulus of Elasticity (E) and the Moment of Inertia (I), as determined in accordance with NAIMA AHC-100-74 (REF, ASTM D1037).

CLOSURE SYSTEMS

In order to meet the requirements of UL 181 for a Class 1 Air Duct System, closures meeting the requirements of UL 181A must be used with Micro-Aire. For additional fabrication instruction information, reference AHS-30 or NAIMA Fibrous Glass Duct Construction Standards (www.naima.org)

CLOSURE I**UL 181A-H Closures**

Use tapes listed and labeled in accordance with Standard UL 181A and marked "181A-H." Tapes in compliance with this standard must be imprinted with this information. Heat seal all longitudinal and circumferential joints according to tape manufacturers' recommendations. Center strip over the edge of stapling flap. Staples are not required when automatic closure equipment is used for the longitudinal joint.

CLOSURE II**UL 181A-P Pressure Sensitive Tapes**

Use tapes listed and labeled in accordance with Standard UL 181A and marked "181A-P." Tapes in compliance with this standard must be imprinted with this information.

Use tape that is a minimum 1" (25 mm) wider than the thickness of the board. Apply to all longitudinal and circumferential joints and rub in carefully using a squeegee or similar tool. The tape should be rubbed in until the scrim pattern from the duct board facing shows through the tape. Center tape over the edge of stapling flap. Heat seal if temperature is below 40°F (4°C).

CLOSURE IV**UL 181A-M Mastic Closure**

Use mastics listed and labeled in accordance with Standard UL 181A and marked "181A-M." Before applying, stir the mastic thoroughly. Brush on a 4" (102 mm) wide coating over the stapled flap. Embed the open mesh glass tape in the mastic. Apply an additional coat of mastic over the tape, filling in the mesh

LIMITATION OF LIABILITY

If the closure system used is not one of the approved systems noted above, and if application is not in accordance with the tape or glass fabric and mastic manufacturer's stated procedures, the UL 181 Class 1 air duct rating and the Johns Manville product warranty are void.

RECYCLED CONTENT**MAXIMUM UNREINFORCED DUCT DIMENSIONS**

Thickness	Internal Pressure	Positive	Negative
	in. water column	inches	inches
Type 475 1"	0.5	36	34
	1.0	24	22
	2.0	15	14
Type 800 1½", 2"	0.5	40	38
	1.0	26	22
	2.0	18	16

Thickness	Internal Pressure	Positive	Negative
	Pa	mm	mm
Type 475 25 mm	125	914	864
	249	610	559
	498	381	356
Type 800 38, 51 mm	125	1016	965
	249	660	610
	498	457	407

This table summarizes span/pressure limitations for unreinforced duct. For larger duct sizes, see The Pocket Installer, AHS-3.

THERMAL CONDUCTIVITY

Thickness	Mean Temp. @ 75°F (24°C)	
	in	mm
1	25	0.23
1½	38	0.23
2	51	0.23

Conductivity per ASTM C518.

THERMAL PERFORMANCE

Thickness	R-value	
	in	mm
1	25	4.3
1½	38	6.5
2	51	8.7

MICRO-AIRE SOUND ABSORPTION COEFFICIENTS**(TYPE "A" MOUNTING)**

Type	Thickness		Sound Absorption Coefficient at Frequency						
	in	mm	125	250	500	1000	2000	4000	NRC
475	1	25	0.07	0.25	0.63	0.90	0.97	1.00	0.70
800	1½	38	0.10	0.42	0.91	1.04	1.04	1.04	0.85
800	2	51	0.17	0.63	1.10	1.05	1.04	1.06	0.95

Coefficients were tested in accordance with ASTM C423 and ASTM E795.

ISO 9000 CERTIFICATION

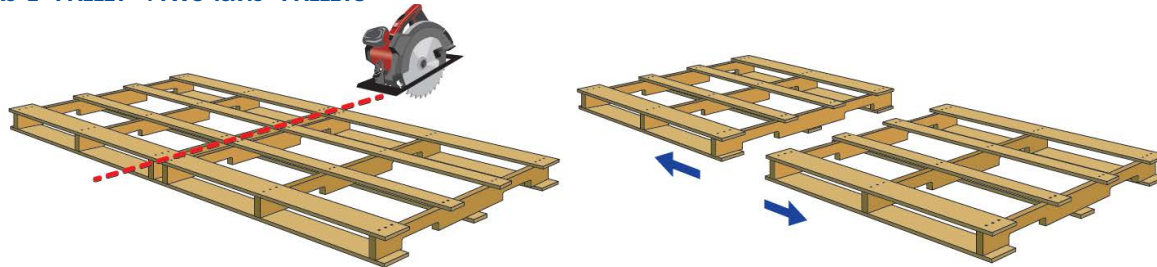
Johns Manville mechanical insulation products are designed, manufactured and tested in our own facilities, which are certified and registered to stringent ISO 9001:2015 series quality standards. This certification, along with regular, independent third-party auditing for compliance, is your assurance that Johns Manville products deliver consistent high quality.



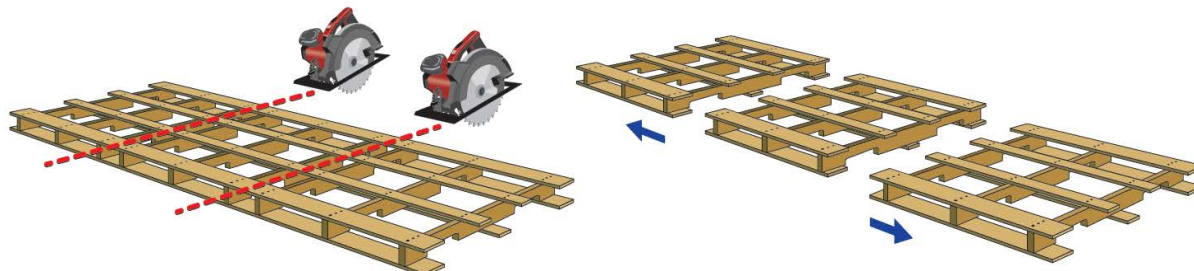
E³ PALLET™ CUT DOWN INSTRUCTIONS


The 4x8' E³ Pallet™ can be cut down into two 48x48" pallets, and the 4x10' E³ Pallet™ can be cut down into three 48x40" pallets. Simply use a circular saw to cut along the red dotted lines shown in the images below.

4x8' E³ PALLET™: TWO 48x48" PALLETS



4x10' E³ PALLET™: THREE 48x40" PALLETS



	48x48" Cut Down	48x40" Cut Down
Max Load Capacity (Evenly Distributed)	1,587 lbs*	2,885 lbs*
Lateral Collapse Resistance 	0.60*	0.70*

*All pallets are subject to abuse, aging and normal wear and tear during use and storage. The data reported in this document represent initial performance of a new pallet after manufacture and do not take into account damage that may occur during handling and use of the pallets.



717 17th St.
Denver, CO 80202
800-654-3103
www.JM.com

**North American Sales Offices,
Insulation Systems**

Eastern Region & Canada

P.O. Box 158
Defiance, OH 43512
800-334-2399
Fax: 419-784-7866

**Western Region & Outside
North America**

P.O. Box 5108
Denver, CO 80217
800-368-4431
Fax: 303-978-4661

Technical specifications as shown in this literature are intended to be used as general guidelines only. Please refer to the Safety Data Sheet and product label prior to using this product. The physical and chemical properties of MicroAire Duct Board listed herein represent typical, average values obtained in accordance with accepted test methods and are subject to normal manufacturing variations. They are supplied as a technical service and are subject to change without notice. Any references to numerical flame spread or smoke developed ratings are not intended to reflect hazards presented by these or any other materials under actual fire conditions.

All Johns Manville products are sold subject to Johns Manville's standard Terms and Conditions, which includes a Limited Warranty and Limitation of Remedy. For a copy of the Johns Manville standard Terms and Conditions or for information on other Johns Manville thermal insulation and systems, visit www.jm.com/terms-conditions or call (800)654-3103.