



No. 62
SHEET METAL
TOP TAKEOFF

Pipe Size	Base Opening
4"	4 x 6
5"	5 x 6
6"	6 x 6
7"	7 x 7
8"	8 x 8
9"	10 x 10
10"	11½ x 10
12"	12 x 12
14"	14 x 14




No. 62FG
FIBERGLASS TOP
TAKEOFF

Pipe Size	Base Opening
4"	4 x 6
5"	5 x 6
6"	6 x 6
7"	7 x 7
8"	8 x 8
9"	10 x 10
10"	11½ x 10
12"	12 x 12
14"	14 x 14



No. 63
SHEET METAL
SIDE RD. TAKEOFF

Pipe Size	Base Opening
4"	6 x 6
5"	6 x 6
6"	6 x 6
7"	6 x 8
8"	6 x 10
9"	7 x 12
10"	7 x 14
12"	8 x 18
14"	8 x 20



No. HT15
SHEET METAL RD. to RD.
HALF TAB TAKEOFF

Pipe Size	Base Opening
4"	5"
5"	6"
6"	7"
7"	8"



No. EP15
SHEET METAL RD. to RD.
ADJUSTABLE TAKEOFF

Pipe Size	Base Opening
5"	6"
6"	7"
7"	8"
8"	9"




No. 87
SHEET METAL
LEVER TAKEOFF

Pipe Size	Base Opening
5"	6"
6"	7"
7"	8"



No. 2014
FIBERGLASS
SIDE TAKEOFF



No. EP13
SHEET METAL
ADJ. RD. TAKEOFF



No. 2016
FIBERGLASS
ADJ. TAKEOFF



No. 2013
FIBERGLASS
ADJ. TAKEOFF

Pipe Size	Base Opening
4"	6 x 6
5"	6 x 6
6"	6 x 6
7"	6 x 8
8"	6 x 10
9"	7 x 12
10"	7 x 14
12"	8 x 18
14"	8 x 20

Pipe Size	Base Opening
4"	4 x 6
5"	5 x 6
6"	6 x 7
7"	7 x 8
8"	7 x 10
9"	9 x 11
10"	10 x 12
12"	12 x 16
14"	14 x 19

Pipe Size	Base Opening
4"	4 x 6
5"	5 x 6
6"	6 x 7
7"	7 x 8
8"	7 x 10
9"	9 x 11
10"	10 x 12
12"	12 x 16
14"	14 x 19

Pipe Size	Base Opening
4"	4 x 6
5"	5 x 6
6"	6 x 7
7"	7 x 8
8"	7 x 10
9"	9 x 11
10"	10 x 12
12"	12 x 16
14"	14 x 19




No. S5
SHEET METAL
PIVOT TAKEOFF

Pipe Size	Base Opening
5"	6"
6"	7"
7"	8"



No. 2015
FIBERGLASS
RD. to RD. TAKEOFF



No. 2022
FIBERGLASS
RD. to RD. TAKEOFF

Pipe Size	Base Opening
5"	6"
6"	7"
7"	8"
8"	9"